

Academic

Grade 9 Assessment of Mathematics

2014

RELEASED ASSESSMENT QUESTIONS

**Record your answers to the multiple-choice questions
on the Student Answer Sheet (2014, Academic).**

Education Quality and
Accountability Office



Please note: The format of
this booklet is different from
that used for the assessment.
The questions themselves
remain the same.

Directions

Make sure you have the following materials:

- Student Answer Sheet
- the Formula Sheet
- a pencil and an eraser
- a ruler
- a scientific or graphing calculator
- some paper for rough work for multiple-choice questions only

The diagrams in this booklet are **not** all drawn to scale.

Answering Multiple-Choice Questions

When answering the multiple-choice questions, be sure you use the Student Answer Sheet. The circles you will be filling in are lettered a, b, c, d.

1. Try to answer all of the multiple-choice questions. Be sure to read each question and its four answer choices carefully. Do not spend too much time on any one question.
2. To indicate your answer, **use a pencil to fill in the circle completely** on the Student Answer Sheet.
Like this: ● **Not like this:** ⊗ ✓ ◐ ◑
3. If you fill in more than one answer to a question, the question will be scored zero.
4. If you leave a question blank, the question will be scored zero.
5. Cleanly erase any answer you wish to change and fill in the circle for your new answer.

Answering Open-Response Questions

1. Do all of your work for each question (even your rough work) in the space provided for the question. Work on additional pages will **not** be scored.
2. Present a complete and well-organized solution to each question. Give as much information as you can.
3. Write your solutions so that they can be understood by someone who does not know your work.
4. Make sure you follow the directions on the Key Words page.
For example, a question might ask you to “Show your work.” Read the Key Words page. It says to record all calculations and steps. So, if you sketch a graph in the process of getting to your answer, show the sketch and label it.
5. When using a calculator, write down the numbers you use and the operations you carry out.
For example, a question might ask you to “Find the area of a circle with a radius of 7 cm.” You need to write $A = \pi(7)^2$ as well as the answer you get on your calculator.

Key Words

Throughout the assessment, key words are used to identify the type of response required from you. The key words are explained below. Refer to this sheet to make sure you are responding fully to each question.

Compare:

Tell what is the same and what is different.

Describe:

Use words to create a mental picture for the reader.

Determine:

Use mathematics to find a solution to the problem.

List:

Use point form.

Explain:

Use words and symbols to make your solution clear.

Justify:

Give reasons and evidence to show your answer is correct.

Show your work:

Record all calculations and all the steps you went through to get your answer. You may use words, numbers, graphs, diagrams, symbols and/or charts.

- 1** The following is the formula for the area of a circle:

$$A = \pi r^2$$

If the radius of a circle is 1.25 cm, which of the following is closest to its area?

- a 15.4 cm²
 - b 7.9 cm²
 - c 4.9 cm²
 - d 3.9 cm²
- 2** What goes in the \square to complete the equation below?

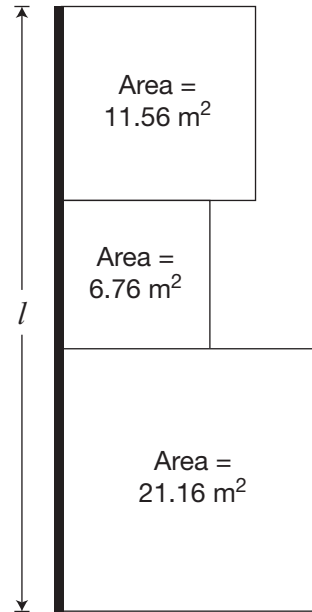
$$(8x^3)(\square) = 24x^{12}$$

- a $3x^9$
 - b $3x^4$
 - c $16x^9$
 - d $16x^4$
- 3** A cellphone company offers four choices for purchasing talk time.

Which of the following has the lowest cost per minute?

- a 200 minutes for \$24.50
- b 550 minutes for \$68.00
- c 700 minutes for \$80.25
- d 850 minutes for \$99.50

- 4** Marc has a garden that is made up of three square sections. He builds a fence on one side of the garden as shown below.



Which of the following is closest to the length of the fence, l ?

- a 19.7 m
 - b 10.6 m
 - c 9.9 m
 - d 6.3 m
- 5** What is the value of x in the equation

$$-4(2x - 1) = 36?$$

- a -4
- b $-\frac{35}{8}$
- c $-\frac{37}{8}$
- d -5

6 Share the Profits

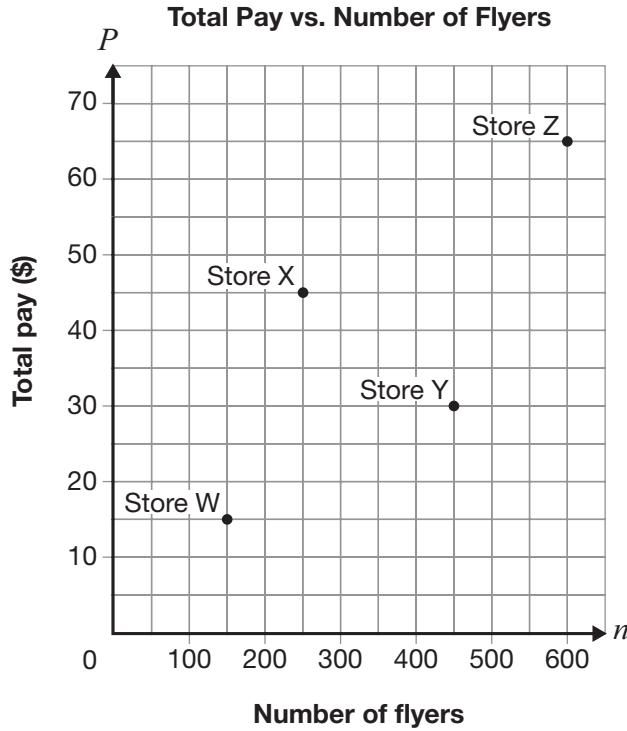
Three partners, Luc, Deborah and Melanie, share the profits of a business in the ratio 2:3:7 respectively.

The profit for this year is \$176 496.

Determine the share of the profit for each partner.

Show your work.

- 7** Four stores hire people to deliver flyers. Each pays a different amount per flyer delivered. The points on the graph below show the total pay for a certain number of flyers delivered for each of the stores.

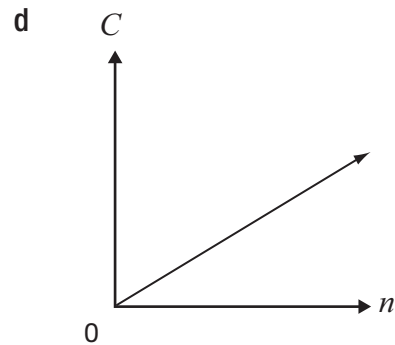
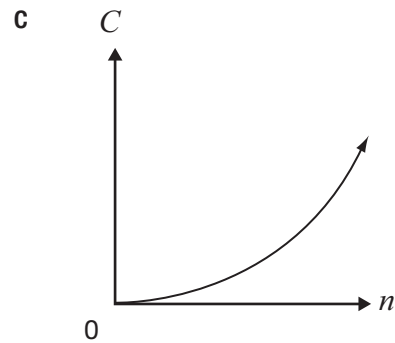
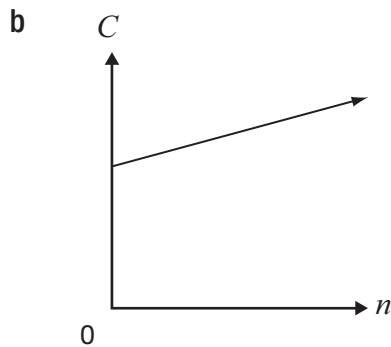
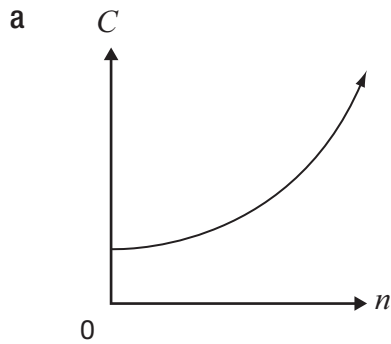


Which store will pay \$45 for 450 flyers delivered?

- a Store W
- b Store X
- c Store Y
- d Store Z

- 8** The total yearly cost of a museum membership is made up of a fee of \$25, plus \$5 per visit.

Which graph best represents the relationship between total yearly cost, C , and number of visits, n ?



- 9** Gertrude sells shoes.

Her total pay each week is made up of a base salary and a commission of 15% of her sales that week.

One week, her total pay is \$167.50 and she has \$850 in sales.

Which equation below represents the relationship between her total pay, P , each week and sales, s ?

- a** $P = 15s$
- b** $P = 40 + 0.15s$
- c** $P = 850 + 0.15s$
- d** $P = 167.50 + 0.15s$

10 Which of the following shows data from a non-linear relation?

a

| n | P |
|-----|-----|
| 1 | 8 |
| 2 | 5 |
| 3 | 2 |
| 4 | -1 |

b

| n | P |
|-----|------|
| 5 | 3.25 |
| 10 | 4.00 |
| 15 | 4.75 |
| 20 | 5.50 |

c

| n | P |
|-----|----------------|
| 2 | 8 |
| 4 | $8\frac{1}{3}$ |
| 6 | $8\frac{2}{3}$ |
| 8 | 9 |

d

| n | P |
|-----|-----|
| 3 | 25 |
| 6 | 16 |
| 9 | 9 |
| 12 | 4 |

11 What is the value of P in the equation below when $r = -7$?

$$P = 4 - 2r$$

- a** -14
- b** -10
- c** 14
- d** 18

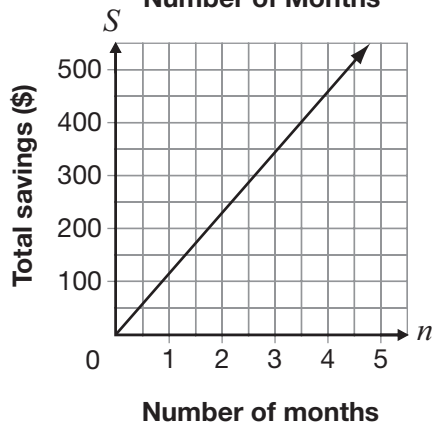
- 12** The table below shows information about the linear relationship between Ben's total savings and the number of months he saves money.

| Number of months, n | Total savings, S (\$) |
|-----------------------|-------------------------|
| 3 | 345 |
| 6 | 540 |
| 9 | 735 |
| 12 | 930 |

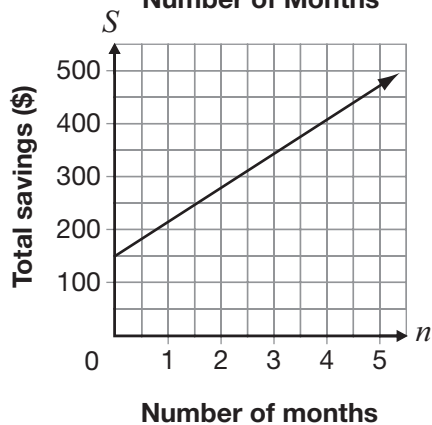
Which of the following represents this relationship?

- a $S = 65n + 345$
 b $S = 195n + 150$

- c **Total Savings vs. Number of Months**

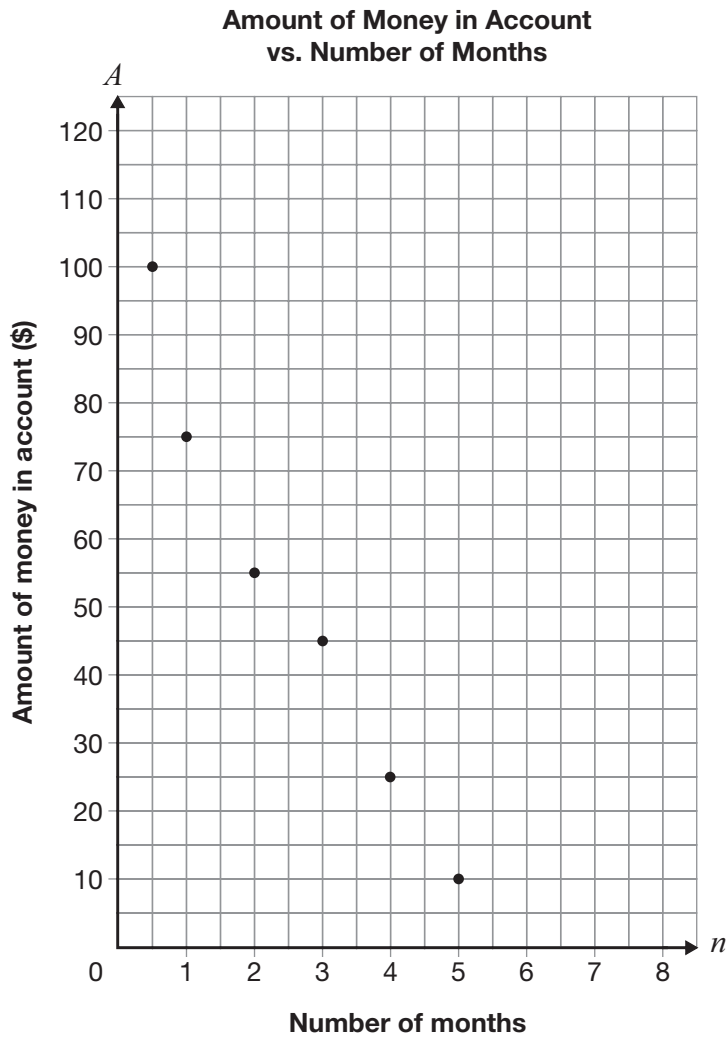


- d **Total Savings vs. Number of Months**



13 More Money, Please!

The graph below shows information about the amount of money, A , in Shreya’s bank account and the number of months, n , she has had the account.



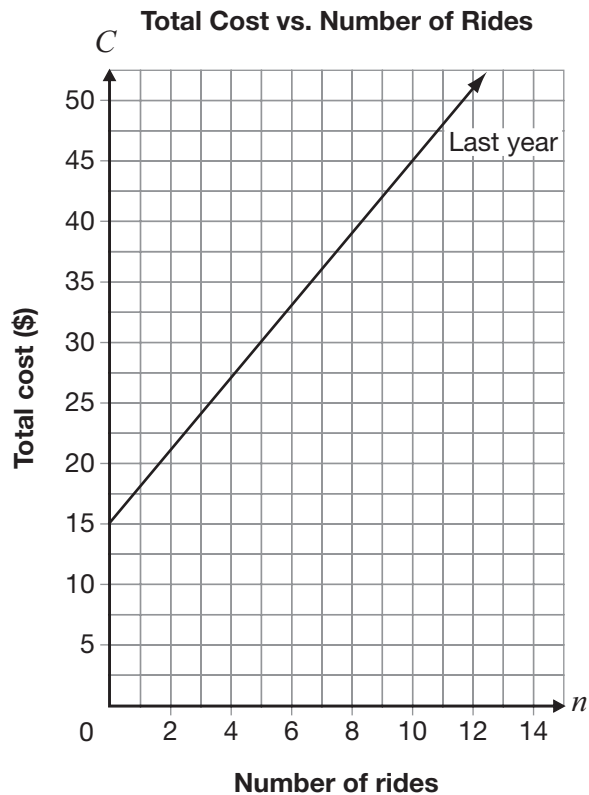
Draw the line of best fit for the data.

Determine the equation of your line of best fit.

Show your work.

14 Roll with It!

The total cost at an amusement park is made up of an admission fee and a cost per ride. Information about the total cost for n rides last year is shown below.



This year, the cost per ride is reduced from last year, but the total cost for 10 rides is the same.

Determine a possible equation for the total cost, C , for this year. Include an admission fee and a cost per ride.

Justify your answer.

15 The equation of a line is $5x - 2y + 10 = 0$.

Which of the following expresses this equation in the form $y = mx + b$?

a $y = \frac{5}{2}x + 5$

b $y = \frac{5}{2}x + 10$

c $y = -\frac{5}{2}x + 5$

d $y = -\frac{5}{2}x + 10$

16 A formula for determining the slope of a line is given below.

$$m = \frac{y_2 - y_1}{x_2 - x_1}$$

What is the slope of the line that passes through the points $(2, 3)$ and $(5, -6)$?

a -11

b -3

c $-\frac{1}{3}$

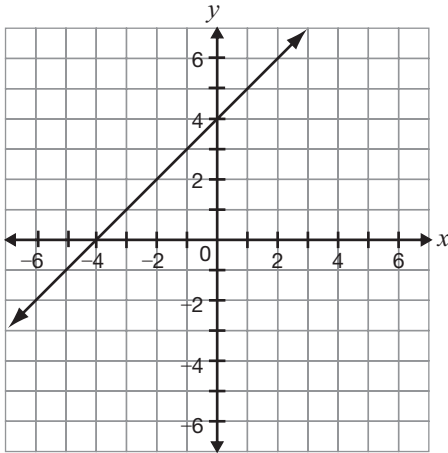
d $-\frac{1}{11}$

- 17** Consider the line represented by the equation $y = 3x + 2$.

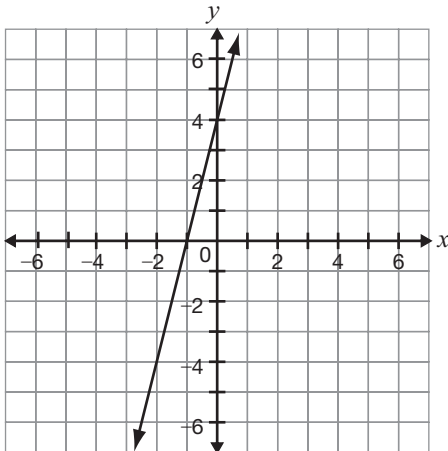
A new line is formed by decreasing the slope and increasing the y -intercept.

Which of the following could be the graph of the new line?

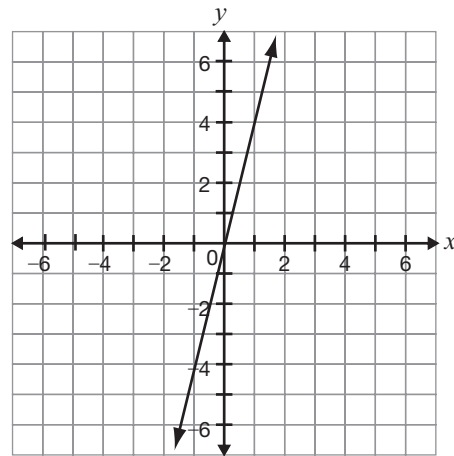
a



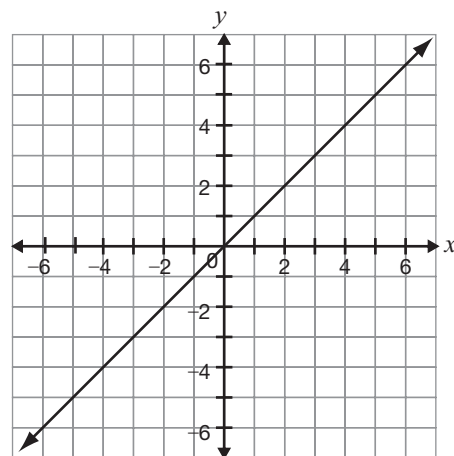
b



c



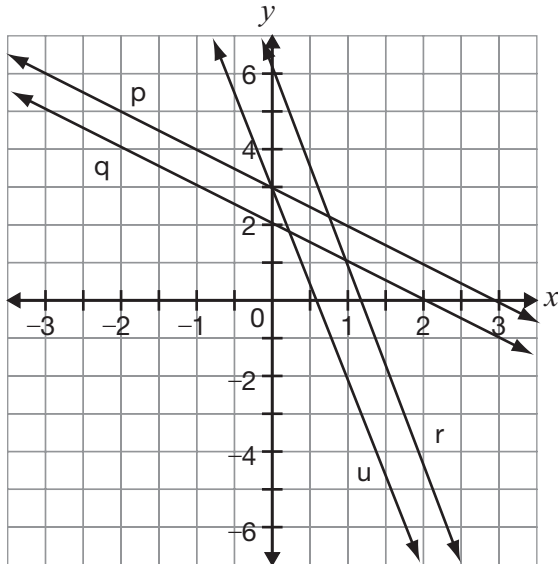
d



18 Lee thinks of a line represented by the equation $y = -4x + 6$.

Which line on the graph below is

- steeper than Lee’s line and
- has a y -intercept that has half the value of Lee’s line?



- a p
- b q
- c r
- d u

19 A line has a y -intercept of 4 and a slope of -3 .

Which equation represents this line?

- a $y = 4x + 3$
- b $y = 4x - 3$
- c $y = 4 + 3x$
- d $y = 4 - 3x$

20 The table below shows information about the total cost to rent a car and the distance driven.

| Distance driven, d (km) | Total cost, C (\$) |
|---------------------------|----------------------|
| 100 | 65 |
| 200 | 80 |
| 300 | 95 |
| 400 | 110 |

What information would the C -intercept and slope of the graph of this linear relationship give?

- a There is no fixed fee, and the cost per kilometre is \$0.15.
- b There is no fixed fee, and the cost per kilometre is \$0.65.
- c There is a \$50 fixed fee, and the cost per kilometre is \$0.15.
- d There is a \$50 fixed fee, and the cost per kilometre is \$0.65.

21 Jared uses the equation $C = 30n$ to determine the cost, C , in dollars, for renting a car for n days, where n is a whole number.

If Jared can spend a maximum of \$200 on the rental, which of the following describes the possible values of n ?

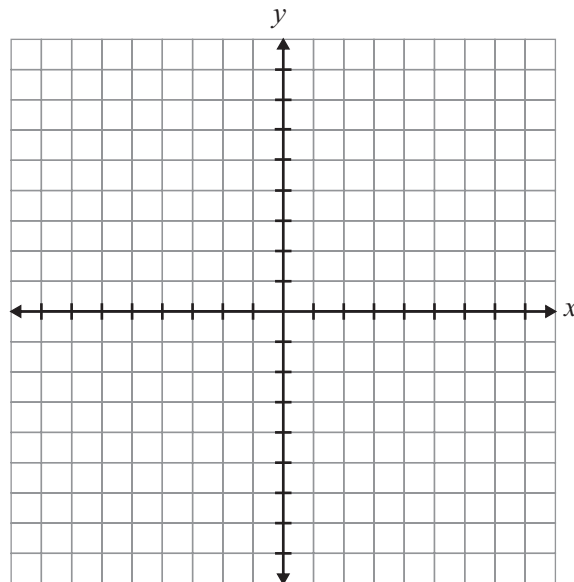
- a 7, 8, 9, ...
- b 6, 7, 8, 9, ...
- c 0, 1, 2, 3, 4, 5, 6
- d 0, 1, 2, 3, 4, 5, 6, 7

22 Is It a Line?

Determine whether each of the relations in the chart below is linear or non-linear.

Justify your answers. You may use the grid if you wish.

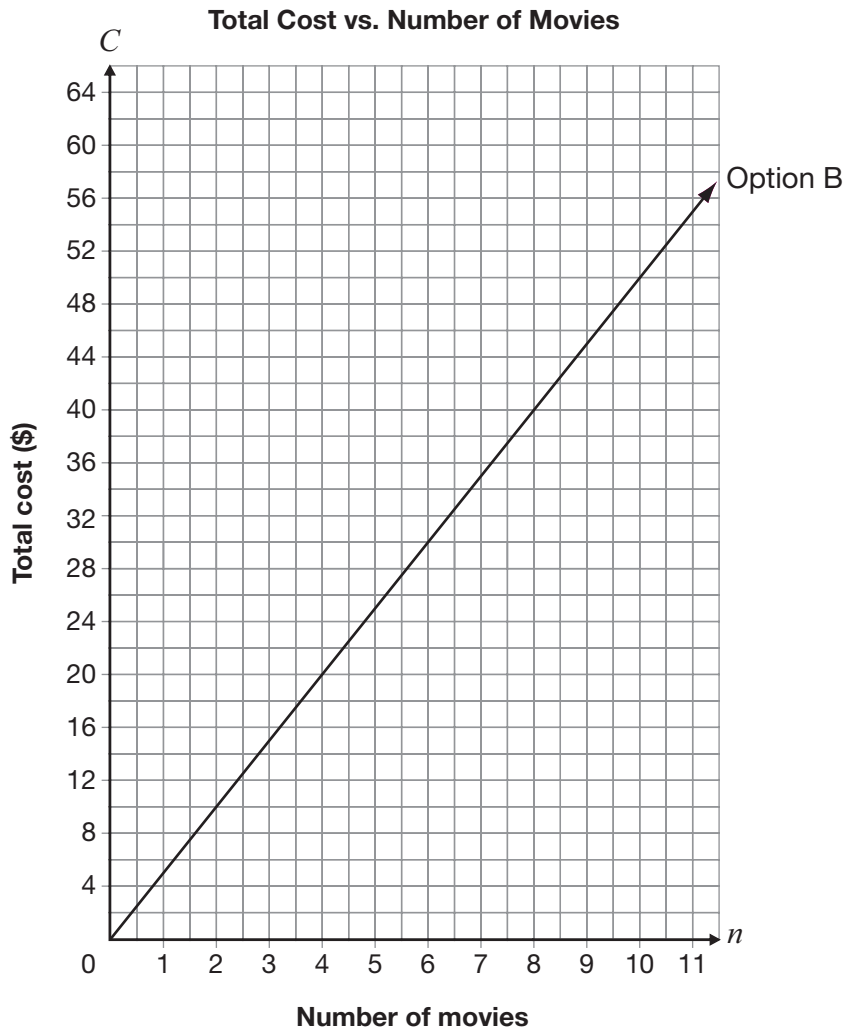
| | |
|---|---|
| $-2x + 6y = 18$ | $y = 4x^2 + 3$ |
| Circle one: Linear Non-linear | Circle one: Linear Non-linear |
| Justification | Justification |



23 Movie Night

There are two payment options for downloading movies from a Web site.

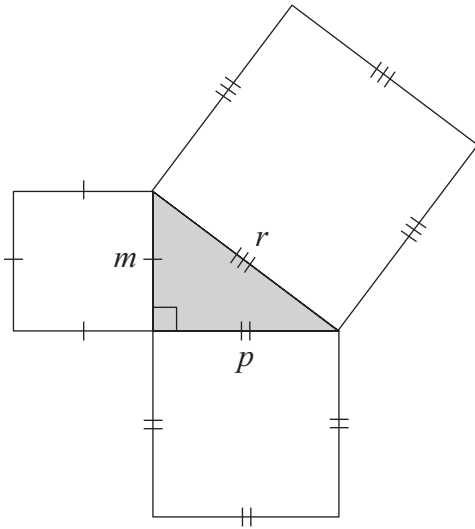
- Option A: Pay \$30 for a membership and \$2 per movie downloaded.
- Option B: Shown on the grid below.



Determine under which conditions a person should select Option A and under which conditions a person should select Option B.

Justify your answer.

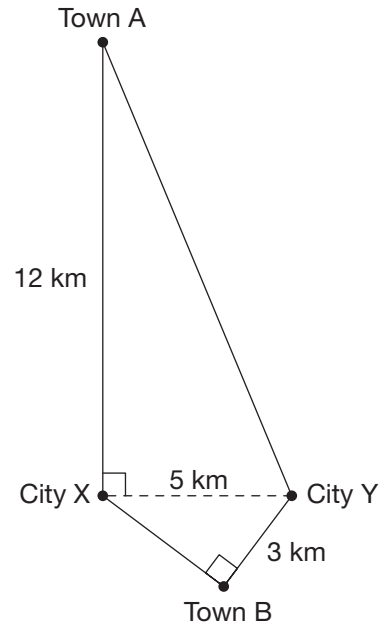
- 24** The diagram below is made of a right triangle and three squares.



Which of the following is represented by this diagram?

- a $p^2 = r^2 - m^2$
- b $p^2 = m^2 - r^2$
- c $r^2 = p^2 - m^2$
- d $r^2 = m^2 - p^2$

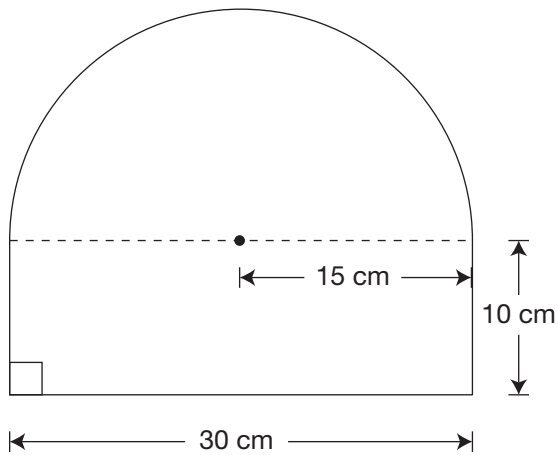
- 25** The 5 km of highway between City X and City Y is closed. There are two possible detour routes: one through Town A and one through Town B, as shown in the diagram below.



How much shorter is the detour through Town B than the detour through Town A?

- a 7 km
- b 9 km
- c 16 km
- d 18 km

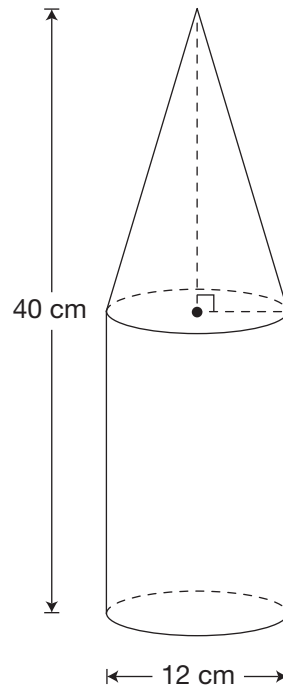
- 26** The sign below is made up of a rectangle and a semicircle.



Which of the following is closest to the area of the sign?

- a 347 cm^2
- b 653 cm^2
- c 1007 cm^2
- d 1410 cm^2

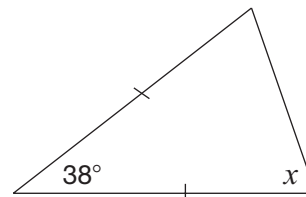
- 27** The container pictured below is made up of a cone and a cylinder. The cone and the cylinder have the same height.



Which of the following is closest to the volume of the container?

- a 2261 cm^3
- b 3016 cm^3
- c 3393 cm^3
- d 4524 cm^3

- 28** What is the value of x in the diagram below?



- a 38°
- b 71°
- c 104°
- d 161°

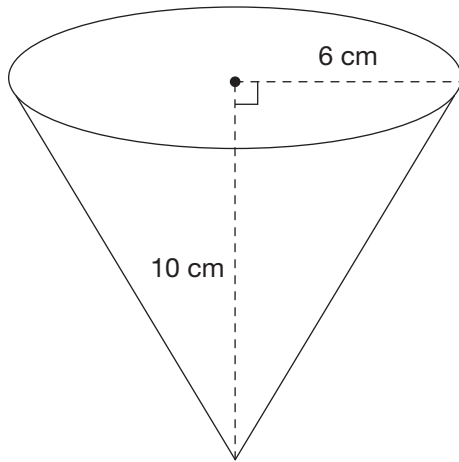
29 The sum of the interior angles of a polygon is 2700° .

How many sides does the polygon have?

- a 19
- b 17
- c 15
- d 13

30 Coated Cones

An ice cream store offers chocolate-coated cones as shown in the diagram below.



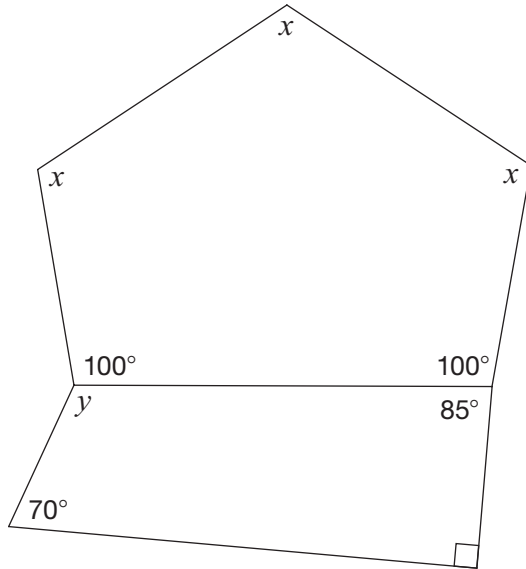
The cone is open topped, and the entire outside is coated in chocolate.

Determine the area of the surface that is coated in chocolate.

Show your work.

31 Daring Diagram

A diagram is shown below.



Complete the table below with the values of x and y . Justify your answers using geometric properties.

| Value | Justification using geometric properties |
|-------------|--|
| $x =$ _____ | |
| $y =$ _____ | |

**Education Quality and
Accountability Office**



2 Carlton Street, Suite 1200, Toronto ON M5B 2M9

Telephone: 1-888-327-7377

Web site: www.eqao.com

© 2014 Queen's Printer for Ontario